



4 wire
Digital Bus type
Multiple system

4 Wire Common Gate Lobbyphone KLP-C420 Series

- Stylish design with Touch button keypad
- Keypad Backlight on automatically at night
- Up to 450 Houses connection
- Easy to install only with 4 wires of BUS system
- Audio & Video Conversation with Visitor
- Door Open & Monitoring available
- Door open Function by Access Code or by RF card (*KLP-C420RF)
- White LED on to help a user to identify the visitor well at night
- Extension the same Lobbyphone up to 4 units
- Camera Angle adjustable



4 Wire Common gate Lobbyphone **KLP-C420 / KLP-C420RF**

Kocom's Stylish and High Quality Common Gatephone Upgrades Your Home

Perfect Item for Your Security & Home Decoration,
Easy to Install Everywhere like Single house, Multi Apartment, Condominium & Villa.



Compatible with all kocom 4wire monitor

Dual Application for both single House and Multi-apartment with the same monitor



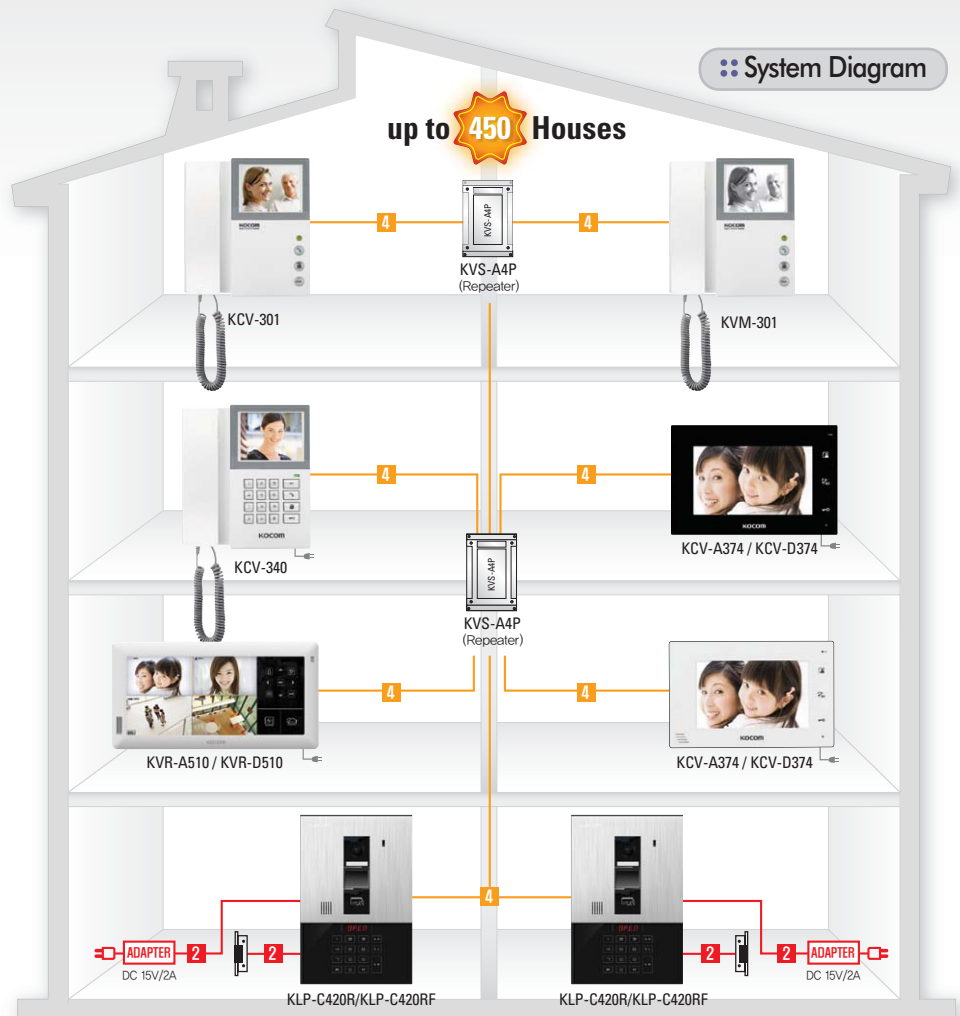
Easy to install only with 4 wires of Bus System

House / Apartment / Office in any place where you need security.

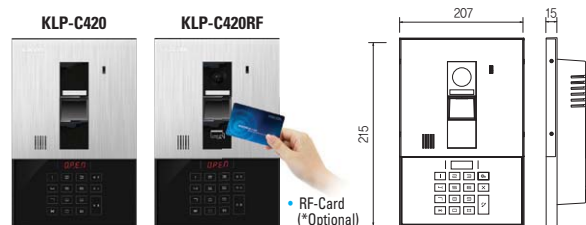


House Call & Talk

Stylish Design with Touch Button Key Pad and Auto Backlight at night



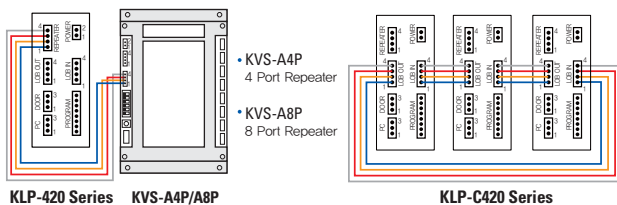
Dimension



Specifications

Model NO.	KLP-C420	KLP-C420RF
Input Power	DC 15V±1V Standby : Max. 2W / Operation : Max. 6W	DC 15V±1V Standby : Max. 3W / Operation : Max. 7W
Communication Method	KOCOM PROTOCOL DATA TX/RX Mode	
Speak Mode	Hands free type	
Timer	Call Duratin Time : 180 seconds (Call Waiting Time depends on a wall pad interlocked.)	
Housing Material	Aluminium (A/L), PC, ABS	
Dimension (mm)	174(W)× 263(H) ×15(D) / Box : 200(W)× 270(H) ×85(D)	
Operation Temperature	-10°C ~ +50°C	
LED Lighting Functions	10KEY LED : It turns on when operating a key. Mode-Lamp LED : It turns on below a certain illuminance. Camera LED : It turns on when calling a house at a low illuminance.	
Angle of View	It controls an angle at a direction of up, down, right and left.	
RF Card Interlocking	N/A	13.56MHz
Monitor	KCV-301, KCV-301, KCV-340, KVR-A510 / KVR-D510, KCV-A374 / KCV-D374	
Model NO.	KVS-A4P	KVS-A8P
Input Power	DC 13V±2V Operation : Max. 6W	DC 13V±2V Operation : Max. 7W
Wall Pad Connection	connect maximum 4EA (House1~House4) connect maximum 8EA (House1~House8)	
DATA Mode	Lobby Phone and KOCOM PROTOCOL DATA TX/RX Mode	
Dimension (mm)	90 (W) × 145 (H) × 40 (D)	
Operation Temperature	-10°C ~ +50°C	
LED Lighting Functions	Power LED : It checks the input state of the power. Lobby LED : It checks the connection state of the lobby. House LED : It checks the connection state of the house.	

Wiring Diagram



KOCOM CO., LTD. Head Office KOCOM Bldg., 260-7 Yumchang-Dong, Kangseo-Gu, Seoul 157-040, Korea
TEL +82-2-6675-2211 FAX +82-2-6675-2000 Homepage <http://www.kocom.com> E-mail export@kocom.co.kr